

Magic Cleaner

Full flexibility to unleash
your welding potential

MC150 / MC300

Stainless steel: optimum reworking
of TIG weld seams and
surfaces.



Clean



Polish



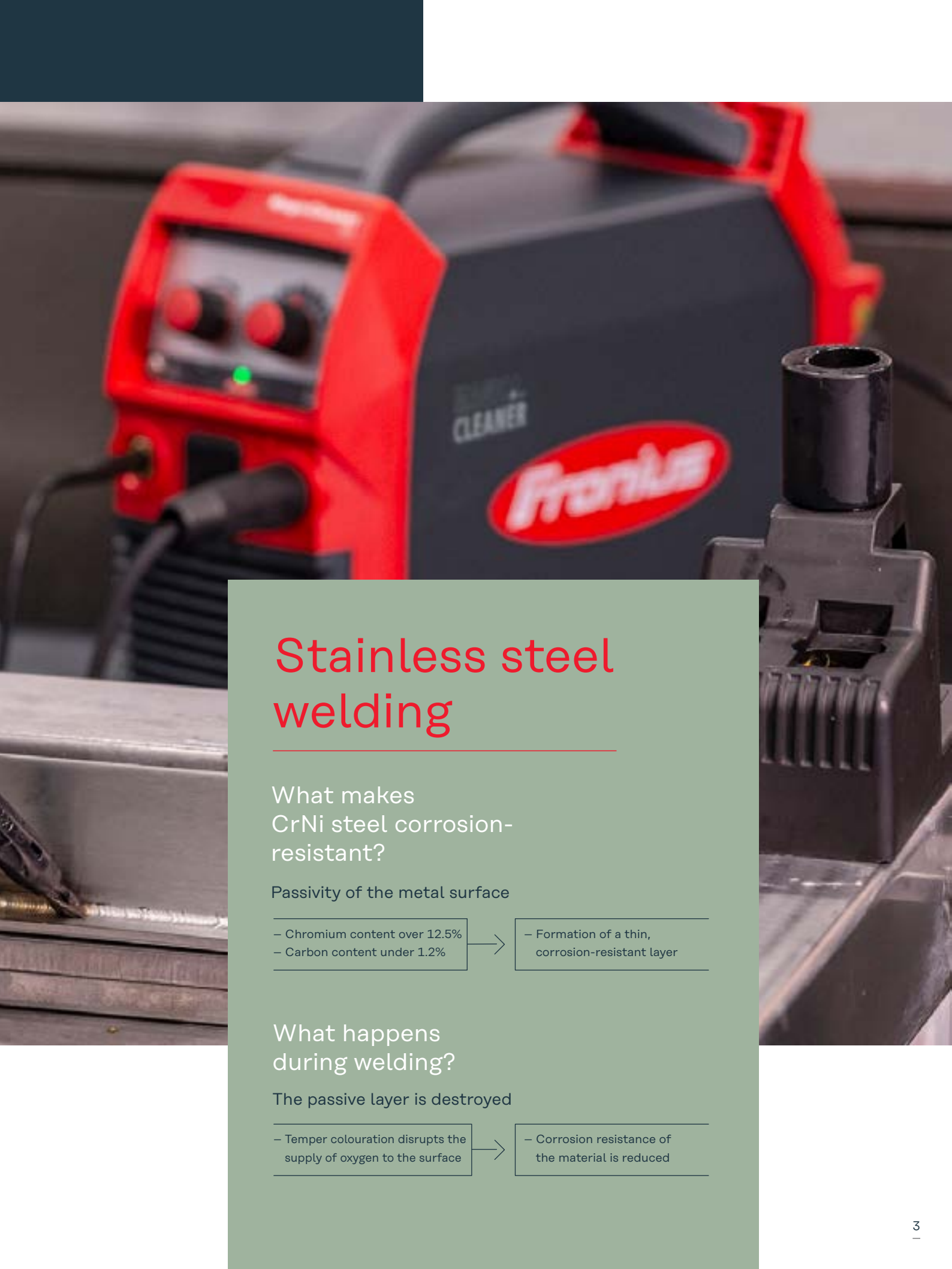
Print

Why Magic Cleaning?

Stainless steel is protected against external influences by the passive layer. Welding can destroy this layer. Post-weld, the metal exhibits unwanted temper colouration in weld seam area and is therefore prone to corrosion. Desired appearance and long-term stability of the material can only be ensured through professional electrochemical cleaning and passivation.

Our answer is the MagicCleaner series. This innovative technology gives you the ability to treat TIG weld seams and stainless steel surfaces with a minimal exposure time and with no additional passivation process required. In contrast to mechanical or chemical cleaning, there is minimal impact on the material surface.





Stainless steel welding

What makes CrNi steel corrosion-resistant?

Passivity of the metal surface

- Chromium content over 12.5%
- Carbon content under 1.2%



- Formation of a thin, corrosion-resistant layer

What happens during welding?

The passive layer is destroyed

- Temper colouration disrupts the supply of oxygen to the surface



- Corrosion resistance of the material is reduced

Full Flexi- bility





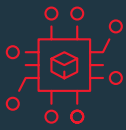
Cleaning and passivation
in a single working step



Cost-effective
electrolyte consumption



Ready for use
in max. 3 steps



Innovative
inverter technology

MagicCleaner – Your benefits

Our MagicCleaner allows you to clean and passivate TIG weld seams and stainless steel surfaces in a single step.

Whether using the tube screwed onto the cleaning torch or the included 1.8 l tank (MC300), electrolyte consumption can be precisely delivered in a sustainable and resource-conserving manner.

Set-up is quick and easy. All important parameters (operating mode, cleaning performance, electrolyte dosing) are adjustable on the easy-access front panel.

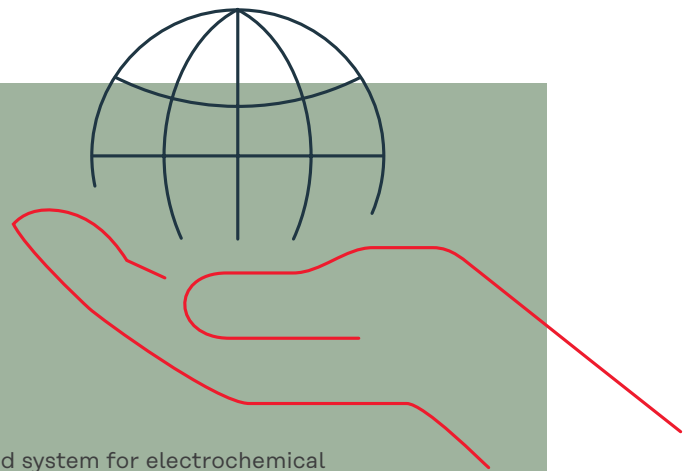
Our inverter technology ensures reduced power consumption for the same output power, resulting in a device that is both energy-efficient and lightweight.

One device, three functions

Clean, polish, print

Clean and passivate in one step. MagicCleaner is the most advanced system for electrochemical cleaning units. With one machine, you can clean, polish, and inscribe stainless steel. Remove post-weld temper colouration and restore the protective passive layer at the same time.

After cleaning, the polishing process ensures a consistently lustrous surface and improves the steel passivation process. In addition, the MagicCleaner provides the option to permanently inscribe stainless steel surfaces - the perfect alternative to stickers or laser engraving.



Innov techn logy

Functions

AC



1. Cleaning

The electrochemical cleaning process uses alternating current (AC) and electrolyte fluid to remove post-weld temper colouration and perform passivation.

DC



2. Polishing

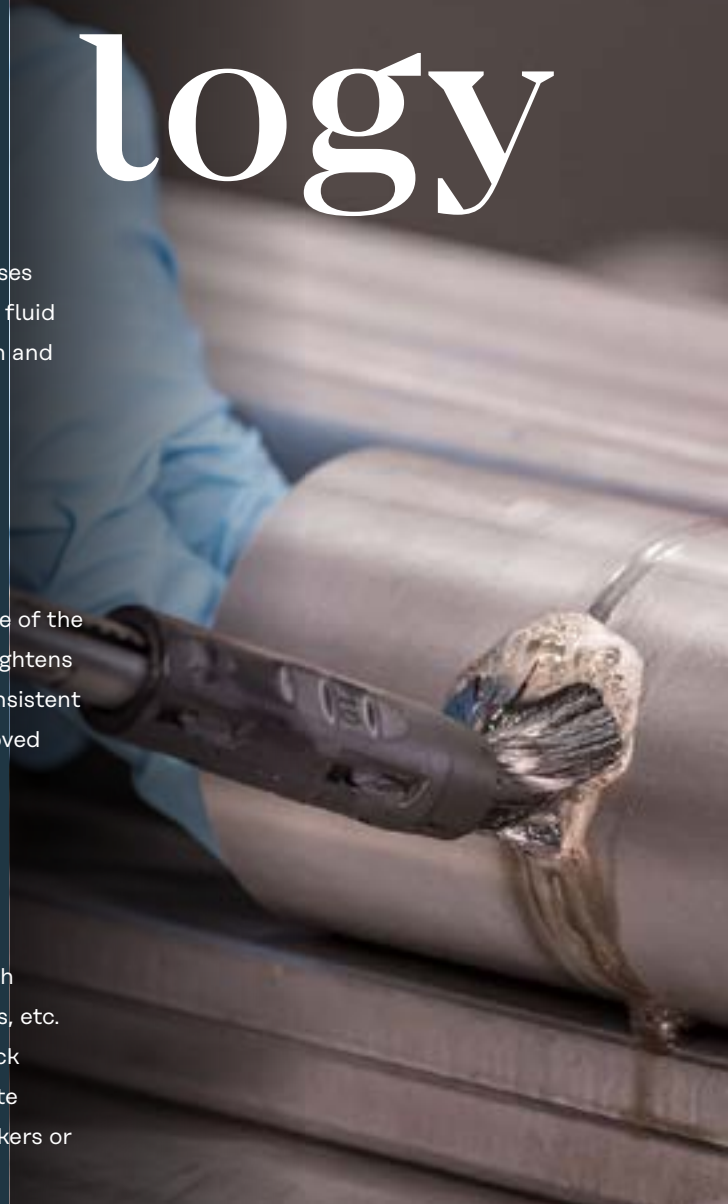
Electrochemical polishing removes some of the base material from the workpiece and lightens surface colouration. This results in a consistent lustre after cleaning, providing an improved passivation process.

AC & DC



3. Printing

Permanently inscribe stainless steel with company logos, item numbers, barcodes, etc. Alternating current (AC) is used for black printing and direct current (DC) for white printing - the perfect alternative to stickers or laser engraving.



1.



2.



3.



ative O –

for the most
demanding
requirements

Properties



MagicCleaner 150

Ready to use in 2 steps and extremely lightweight at just under 4.5 kg, MagicCleaner 150 is the perfect companion on the construction site or in the workshop.

Scope of supply

- Cleaning torch MC150
- Grounding cable 10 mm², 3 m
- Torch holder MC150
- Basic kit: electrodes/brushes/pads



MagicCleaner 300

This powerful cleaning device includes a patented compressed air blower for intense applications and longer TIG weld seams. Ready to use in just 3 steps.

Scope of supply

- Cleaning torch MC300
(patented compressed air blower)
- Cleaning torch MC150
- Grounding cable 10 mm², 3 m
- Torch holder MC150 & MC300
- Basic kit: electrodes/brushes/pads

Functions/ properties	MagicCleaner 150	MagicCleaner 300
AC cleaning	✓	✓
DC polishing	✓	✓
Printing (AC & DC)	✓	✓
Integrated pump	-	✓
Output	15 A	30 A
Cleaning torch MC150	✓	✓
Cleaning torch MC300	-	✓
Cleaning fluid (contents)	100 ml tube	1.8 l tank
ToolCase 60	✓	-
ToolCase 120	-	✓
ToolBox 210	-	✓
Trolley available	-	✓



Multi- functional & compact

Highlights Magic Cleaner 150

- Ready for use in 2 steps
- Lightweight at just under 4.5 kg

Easy to use

- Direct selection of the desired process

Small cleaning torch

- Manual electrolyte dosing
- Attachable 100 ml tube

Torch holder

- For easy securing of pads and storage of the torch

Housing

- Tried-and-tested robust housing



Highlights Magic Cleaner 300

- Ready to use in 3 steps
- Integrated 1.8 l tank
- Cleaning torch with patented compressed air blow out system and automatic cleaning agent supply



Easy to use

- Direct selection of the desired process
- Power adjustment
- Integrated 1.8 l tank
- Liquid pump (automatic/manual)

Powerful cleaning torch

- Patented compressed air blow out system and automatic cleaning agent supply

Torch holder

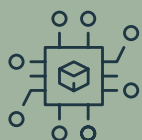
- For storage of the torch incl. drip tray

Housing

- Tried-and-tested robust housing



MagicCleaner 150 and 300:



Inverter technology

- Weight reduction
- Energy-saving



Existing certifications

- CE, UKCA, UL/CSA, CCC, EAC, AUS/NZ

Accessories

Accessories for
the MagicCleaner
range



ToolCase 60
Transport box

Compact transport box for
the MagicCleaner 150



ToolCase 120
Transport box

Spacious transport box for
the MagicCleaner 300



ToolBox 210
Tool box

Practical tool box installs under
the MagicCleaner 300



TU Car 2 Easy
Trolley

For flexible transport of
the MagicCleaner 300



Clean
Brushes

A wide variety of brushes to choose from for welded pipes, undercuts, sharp edges or complex shapes



Cleaning and polishing
Pads and electrodes

Various pads and electrodes for linear weld seams, corner welds, T-joints or butt welds



Cleaning, polishing and printing
Electrolytes and neutraliser

Electrolytes for cleaning, polishing or printing as well as a neutraliser (for neutralising the electrolytes and avoiding build-up on the edges)



Print set
Electrolytes, pads, electrodes

Complete printing set for inscribing surfaces with logos, item numbers, barcodes, etc. in black or white. Individual films are available upon request.

Technical data

	MagicCleaner 150	MagicCleaner 150 MV	MagicCleaner 300	MagicCleaner 300 MV
Mains voltage -15 / +10%	230 V / 50–60 Hz	100–110 V / 50–60 Hz	230 V / 50–60 Hz	100–110 V / 50–60 Hz
Mains fuse protection (slow-blow)	6.3 A	6.3 A	10 A	10 A
Maximum primary power	500 VA	500 VA	1000 VA	1000 VA
Output current	0–15 A	0–15 A	0–30 A	0–30 A
Output voltage	0–30 V	0–30 V	0–30 V	0–30 V
Output power	450 W	450 W	900 W	900 W
Open circuit voltage	30 V	30 V	30 V	30 V
Discharge rate	Manual	Manual	1–3.6 l/h	1–3.6 l/h
Cleaning agent capacity	100 ml tube	100 ml tube	1.8 l tank	1.8 l tank
Dimensions l / w / h	365 / 130 / 285 mm	365 / 130 / 285 mm	558 / 210 / 369 mm	558 / 210 / 369 mm
Weight	4.5 kg	4.5 kg	14 kg	14 kg

Extend warranty



Register your cleaning device

and extend your warranty.
<https://www.fronius.com/pw/product-registration>



Further information

on MagicCleaner products
 can be found here:
<https://www.fronius.com/magiccleaner>

Fronius Canada Ltd.
 2875 Argenta Road, Units 4,5 & 6
 Mississauga, ON L5N 8G6
 Canada
 T +1 905 288-21 00
 F +1 905 288-21 01
sales.canada@fronius.com
www.fronius.ca

Fronius USA LLC
 6797 Fronius Drive
 Portage, IN 46368
 USA
 T +1 877 FRONIUS
sales.usa@fronius.com
www.fronius-usa.com

Fronius UK Limited
 Maidstone Road, Kingston
 Milton Keynes, MK10 0BD
 United Kingdom
 T +44 1908 512 300
 F +44 1908 512 329
info-uk@fronius.com
www.fronius.co.uk

Fronius International GmbH
 Froniusplatz 1
 4600 Wels
 Austria
 T +43 7242 241-0
 F +43 7242 241-95 39 40
sales@fronius.com
www.fronius.com