

/ Perfect Welding / Solar Energy / Perfect Charging



TRANSSTEEL

/ 3500 / 4000 PULSE* / 5000 / 5000 PULSE*

FAST PRODUCTION SPEED AND BROAD
RANGE OF APPLICATIONS



STEEL TRANSFER
TECHNOLOGY



* PULSE
TECHNOLOGY

HIGH-POWER WELDING AND A BROAD RANGE OF APPLICATIONS.

WHETHER CONTAINER CONSTRUCTION, BRIDGE
CONSTRUCTION OR YELLOW GOODS:
WITH NEARLY 170 OPTIMIZED CHARACTERISTICS,
THE TRANSSTEEL SERIES FEATURES THE
CHARACTERISTICS DEMANDED BY THE HEAVY-
DUTY STEEL CONSTRUCTION SECTOR.

Yet the power source remains versatile: The TransSteel versions with the Pulse function make child's play of applications involving aluminum and stainless steel. SMEs can benefit from this variety of materials, as just one device is all they need to cover a wide range of applications. The underlying philosophy – stay on top of things. The function spectrum of the TransSteel has therefore been deliberately reduced to the essentials in all areas according to the motto - as much as necessary, with the best possible overview and ease of handling.

What's your
welding challenge?

Let's get connected.



CUSTOMER BENEFITS

40%
DUTY CYCLE

40%
ED

Four minutes of continuous welding at maximum output power, in other words, one minute more of productive output compared with the average in this power range.

167
CHARACTERISTICS*

167x

- / Steel, CrNi, AlMg, AlSi, Metal Cored, Rutil FCW, Basic FCW, Self-shielded
- / 0.8 – 1.6mm wire diameter
- / Eight different gas mixtures

READY TO WELD
IN THREE
STEPS

1 2 3

- / The intuitive operating concept enables welders to start work straight away – no prior knowledge of the device is required. All the essential welding parameters can be viewed and adjusted on the front panel. The only parameters that have to be selected before welding begins are the gas, wire diameter and material thickness.

70% LESS
REWORK, **30%** FASTER
WELDING

PULSE

- / The Pulse function of the TransSteel 4000 and 5000 Pulse permits faster welding speeds on thicker materials. The pulsed arc also reduces the amount of rework, as less welding spatter is generated.

/* Maximum number of characteristics (TransSteel 5000 Pulse), will vary depending on the version.



ECONOMICAL AND SUSTAINABLE

INVERTER TECHNOLOGY

The inverter technology lowers the power consumption while generating the same output power, consequently reducing energy costs.

EFFICIENCY

The TransSteel series has an efficiency level of at least 85% across the range, which means that most of the power taken from the grid is converted without any loss into energy for the arc.

COOLING

Fronius Cooling Liquid FCL 10/20. The composition of the Fronius coolant makes it especially sustainable and increases the service life of the system. The coolant is non-flammable, non-irritating and requires no special labeling.

THE TRANSSTEEL SERIES



FUNCTIONS	TransSteel 3500	TransSteel 4000 PULSE	TransSteel 5000	TransSteel 5000 PULSE
Pulse		✓		✓
SynchroPulse		✓		✓
Data documentation	✓	✓	✓	✓
Mains operation	3-phase	3-phase	3-phase	3-phase
Cooling	Water-cooled	Water-cooled	Water-cooled	Water-cooled
Wire speed	4R	4R	4R	4R
Easy Jobs	5	5	5	5

VERSATILE:
FOR A BROAD
RANGE OF
APPLICATIONS!



EASY JOBS

To run repetitive welding tasks quickly and easily, five sets of welding parameters can be saved – these are known as EasyJobs.

THE REQUIRED WELDING PARAMETERS CAN THEN BE ACCESSED AT THE TOUCH OF A BUTTON.



CONTROL PANEL LOCK

Entering a particular button combination locks the TransSteel control panel, **MAKING UNINTENTIONAL MODIFICATIONS TO THE WELDING PARAMETERS IMPOSSIBLE.** An optional keylock switch is also available for all the control panels in the TransSteel series (with the exception of TransSteel 2200 & 2700 C).



THE MIG/MAG WELDING FUNCTIONS



PULSE
WELDING
CONTROLLED AND FAST

The new TransSteel 4000 Pulse and TransSteel 5000 Pulse mark the arrival of the pulsed arc in the TransSteel series. Controlled welding in the intermediate arc range together with optimum weldability when working with aluminum are now part of the basic package.

SPECIAL 4-STEP MODE

FOR A MORE STABLE ARC

The “Special 4-step mode” is particularly suitable for welding in the higher power range. In special 4-step mode, welding starts at a lower power, which makes the arc easier to stabilize.

SYNCHROPULSE

SEAM RIPPLING FOR ALUMINUM ALLOYS

The “SynchroPulse” option is recommended for the welding of aluminum alloys when a rippled seam appearance is required. This effect is achieved by modifying the welding power between two operating points.



SYNCHROPULSE works in
STANDARD SYNERGIC AND PULSE SYNERGIC MODE –
but only on the TransSteel 4000 and 5000 Pulse.



SPOT AND STITCH WELDING

WITH NO MATERIAL DISTORTION

Spot mode enables you to place welding spots at regular intervals. As you have complete flexibility over the pause time between the intervals, spot welding is ideal for the tacking of workpieces. Stitch welding not only produces a rippled seam appearance, the low level of heat input reduces any possible material distortion when working with light gage sheets.

STEEL TRANSFER TECHNOLOGY



/ **STEEL** is the universal characteristic for quick and easy welding applications.

/ **STEEL ROOT** is the characteristic specifically developed for root pass welding. It is characterized by particularly strong gap-bridging ability, in other words, the ability to fill wide gaps.

/ **STEEL DYNAMIC** is a characteristic with a particularly hard and concentrated arc, resulting in high welding speeds and deep penetration.

/ **PCS** (Pulse Controlled Spray Arc) **CHARACTERISTICS** facilitate a combination of intermediate and spray arcs – the result is deep penetration with minimal spattering.

CORRECTIONS DURING WELDING

/ The **ARC LENGTH CORRECTION** and **ARC-FORCE DYNAMIC** welding parameters can be used to optimize the welding result.



/ ARC LENGTH CORRECTION TO CHANGE THE ARC CHARACTERISTIC

- ⊖ shorter arc, reduced welding voltage
- neutral arc
- ⊕ longer arc, increased welding voltage

/ ARC-FORCE DYNAMIC FOR INFLUENCING THE SHORT-CIRCUITING DYNAMIC AT THE INSTANT OF DROPLET TRANSFER

- ⊖ hard, stable arc
- neutral arc
- ⊕ soft, low-spatter arc

/ PULSE CORRECTION FOR CORRECTING THE PULSE ENERGY OF PULSED ARCS

- ⊖ lower droplet detachment force
- neutral droplet detachment force
- ⊕ higher droplet detachment force



WELDING DATA DOCUMENTATION

Welding data documentation is essential, particularly in steel construction. Load-bearing steel structures, mass-produced products or sensitive parts often have to be traceable down to the final welding parameters. The Easy Documentation option enables TransSteel to record welding data extremely easily.



USB THUMB DRIVE EXPORT FUNCTION



A USB thumb drive can be connected to the rear of the device (the stick is included as part of the scope of supply with the Easy Documentation option). The drive can then be used to export a CSV file containing welding data.

EASY DOCUMENTATION RECORDING OF WELDING PARAMETERS



Easy Documentation records the following welding parameters:

- / Power source ID
- / Firmware version
- / Serial number
- / Process (Manual, Standard, Pulse, TIG, MMA)
- / Current / voltage / wire speed in the main process phase
- / Power from instantaneous values "IP" (Instantaneous Power) - energy / time (in the main process phase)
- / Energy from instantaneous values "IE" (Instantaneous Energy) over the entire welding operation
- / Motor current (in the main process phase)
- / Time stamp hh:mm:ss when current starts to flow
- / Counter
- / Welding duration
- / Error no. when welding is terminated
- / Wire speed (metric and imperial)
- / Characteristic number
- / Operating mode (2T, S2T, 4T, S4T, spot welding, stitch welding, SynchroPulse)
- / Signature for each weld seam number
- / Template for .csv file
- / Easy Job number




WELDING TORCH WITH ADDITIONAL FUNCTIONS CONFIGURABLE

MULTILOCK

THE PATENTED INTERFACE

The patented Multilock interface allows you to configure the MIG/MAG welding torch* according to the task in hand. The wide choice of torch bodies in terms of their lengths and angles enables even difficult to access parts to be welded without any problem. In case of doubt, the best alternative is a flexible torch body.

/* Standard and Up/Down welding torches.



**MULTILOCK:
MORE THAN
30 VERSIONS**



FSC FRONIUS SYSTEM CONNECTOR

The Fronius System Connector (FSC) is the central connector for all media and enables a variety of different welding torches to be connected.

OPTIONS AND ACCESSORIES

TU CAR 4 TROLLEY BASIC, STANDARD & PRO

Suitable for all split
devices in the TransSteel
series.




AVAILABLE
IN THREE
VERSIONS



COOLING UNIT FK 5000

The cooling unit is filled as standard with FCL10 coolant and is equipped with a coolant filter (and a flow temperature sensor as an option).



TOOL BOX HANDY TOOL BOX

Suitable for all split devices in the TransSteel series.




VR 5000 REMOTE

A 4-roller wirefeeder with optional control unit for pulse or standard applications that is perfectly adapted to the system




VIZOR CONNECT



The three Bluetooth®-enabled Fronius power sources can be used in combination with the VIZOR Connect.

Integrated welding systems are designed for maximum efficiency. The final link in the system is the Bluetooth® helmet.



VIZOR AIR/3X

The reliable fan filter unit filters out up to 99.8% of hazardous particles from the ambient air in the vicinity of the welder.

TECHNICAL DATA

	TransSteel 3500	TransSteel 3500 MV	TransSteel 4000 Pulse	TransSteel 4000 Pulse MV	TransSteel 5000/5000 Pulse	TransSteel 5000/5000 Pulse MV
Mains voltage	3 x 380 V - 460 V	3 x 200 V 400 V	3 x 380 V - 460 V	3 x 200 V 230 V 400 V 460 V	3 x 380 V	3 x 200 V 230 V 400 V 460 V
Mains fuse protection (slow-blow)	35 A	35 A	35 A	35 A	35 A	63 A 35 A
Mains tolerance	-10 / +15	-10 / +15%	-10 / +15%	-10 / +15%	-10 / +15%	-10 / +15%
Max. apparent power	15.67 kVA	13.18 kVA 12.96 kVA	20.42 kVA	16.22 kVA 15.96 kVA	28.36 kVA	23.08 kVA 22.49 kVA
WELDING CURRENT RANGE						
MIG/MAG	10 - 350 A	10 - 350 A	10 - 400 A	10 - 400 A	10 - 500 A	10 - 500 A
WELDING CURRENT						
MIG/MAG						
10min/40°C (104°F) 40% ED	350 A	350 A	400 A	400 A	500 A	500 A
10min/40°C (104°F) 100% ED	250 A	250 A	340 A	340 A	360 A	360 A
Open circuit voltage	60 V	50 V	65 V	57 V	65 V	57 V
OUTPUT VOLTAGE RANGE						
MIG/MAG	14.5 - 31.5 V	14.5 - 31.5 V	14.5 - 34 V	14.5 - 34 V	14.3 - 39 V	14.3 - 39 V
Degree of protection	IP 23	IP 23	IP 23	IP 23	IP 23	IP 23
Dimensions l x w x h	747 x 300 x 497 mm / 29.4 x 11.8 x 19.6 in	747 x 300 x 497 mm / 29.4 x 11.8 x 19.6 in	747 x 300 x 497 mm / 29.4 x 11.8 x 19.6 in	747 x 300 x 497 mm / 29.4 x 11.8 x 19.6 in	747 x 300 x 497 mm / 29.4 x 11.8 x 19.6 in	747 x 300 x 497 mm / 29.4 x 11.8 x 19.6 in
Weight	29 kg (63.5 lb)	37.3 kg (82 lb)	32.5 kg (71.65 lb)	37.3 kg (82 lb)	32.5 kg (71.65 lb)	43.6 kg (96.1 lb)



FOR MORE INFORMATION
about TransSteel, visit
<https://www.fronius.com/transsteel>



REGISTER YOUR POWER SOURCE
to extend your warranty
<https://www.fronius.com/pw/product-registration>



/ Perfect Welding / Solar Energy / Perfect Charging

THREE BUSINESS UNITS, ONE GOAL: TO SET THE STANDARD THROUGH TECHNOLOGICAL ADVANCEMENT.

What began in 1945 as a one-man operation now sets technological standards in the fields of welding technology, photovoltaics and battery charging. Today, the company has around 5,440 employees worldwide and 1,264 patents for product development show the innovative spirit within the company. Sustainable development means for us to implement environmentally relevant and social aspects equally with economic factors. Our goal has remained constant throughout: to be the innovation leader.

Further information about all Fronius products and our global sales partners and representatives can be found at www.fronius.com

Fronius Canada Ltd.
2875 Argentia Road, Units 4,5 & 6
Mississauga, ON L5N 8G6
Canada
Telephone +1 905 288-2100
Fax +1 905 288-2101
sales.canada@fronius.com
www.fronius.ca

Fronius USA LLC
6797 Fronius Drive
Portage, IN 46368
USA
Telephone +1 877 FRONIUS
sales.usa@fronius.com
www.fronius-usa.com

Fronius UK Limited
Maidstone Road, Kingston
Milton Keynes, MK10 0BD
United Kingdom
Telephone +44 1908 512 300
Fax +44 1908 512 329
info-uk@fronius.com
www.fronius.co.uk

Fronius International GmbH
Froniusplatz 1
4600 Wels
Austria
Telephone +43 7242 241-0
Fax +43 7242 241-953940
sales@fronius.com
www.fronius.com